

JULY 1978 VOLUME 3, Number 7

\$2.00 in USA

\$2.40 in CANADA

BYTE

the small systems journal





Photo 1: Hal Chamberlin's home built HAL-4096 computer system, built in 1972. This system, which is still in service handling IO for an IMP-16 micro-computer system, features TTL logic, a 16 bit word length, 16 registers, 4 K bytes of magnetic core memory (a surplus IBM 1620), and priority interrupt.



The First Ten Years of Amateur Computing

Sol Libes
President, Amateur Computer Group of New Jersey
995 Chimney Ridge
Springfield NJ 07081

If one could find a specific date for the birth of personal computing, it would be May 5 1966.

Most people I meet are under the mistaken notion that personal computing started only two or three years ago, with the introduction of the Altair 8800 by MITS. Nothing could be further from the truth. In fact, the amateur computing hobby was then almost ten years old.

I therefore decided to write this article to set the record straight, give credit to the early pioneers in this hobby and shed some light on the early history of microprocessors.

If one could find a specific date for the birth of personal computing, it would be May 5 1966. For it was on that date that Steven B Gray founded the Amateur Computer Society and began publishing a quarterly called the *ACS Newsletter*.

The newsletter exchanged information on where to get surplus computer gear, how to build not too complicated circuits, where to get integrated circuits, tips, experiences and where to get help. By the end of 1966, the Society reported that it had over 70 members.

1966 also saw the publication of the first books on how to build a home computer.

Typical was *We Built Our Own Computers* by A B Bolt and published by Cambridge University Press.

In January 1968, a survey in the *ACS Newsletter* reported that two amateurs had their home built systems up and running and that many others were actively working on their systems. The survey indicated that programmable memory sizes ranged from 4 to 8 K with some as high as 20 K, all magnetic core of course. Teletypes and Flexowriters were popular for IO. Clock speeds ranged from 500 kHz to 1 MHz, with the average 500 kHz. Most used discrete transistors, and a few reported using those new and hard to come by RTL integrated circuits. Instruction sets were small, ranging from 11 to 34 instructions. Word sizes were from four to 32 bits, with 12 bits the typical number. Registers ranged from two to 11, with three most common. Most reported that they had been working on their machines for about two years.

The April 1968 issue of *Popular Mechanics* reported on ECHO IV (Electronic Computing Home Operator), a home built computer constructed by Jim Sutherland. It had four registers, used a 4 bit word, had 8 K bytes of core memory, 18 instructions and a clock speed of 160 kHz.

In December 1968 Don Tarbell (now

Two Bytes Are Better Than One

**TMS 9900
16BIT
MICROCOMPUTER
SS-16**

SUPER STARTER SERIES

FLOPPY DISK DRIVES

COLOR VIDEO BOARD

4800 BAUD DIGITAL CASSETTE

THE FULL POWER OF THE 16-BIT TMS 9900 MICROPROCESSOR IS NOW AVAILABLE WITH THE UNIQUE COMBINATION OF RELIABLE HARDWARE AND FAST, EASY TO USE SOFTWARE IN THE TECHNICO SS-16. WITH MINICOMPUTER PERFORMANCE THE TECHNICO 16-BIT MICROCOMPUTERS ARE AVAILABLE FROM THE SINGLE BOARD SUPER STARTER SYSTEM AT UNDER \$400 TO THE FULL SS-16 WITH UP TO 65K BYTES OF MEMORY, MINI-FLOPPY OR FULL FLOPPY DISKS, A 4800 BAUD DIGITAL CASSETTE, 64 COLOR VIDEO BOARD OPTION, RS232 AND 20 MA CURRENT LOOP ALL COMBINED WITH ONE OF THE INDUSTRY'S FASTEST BASICS AND A FULL ASSEMBLER, EDITOR, LINKING LOADER PACKAGE. SYSTEMS ARE AVAILABLE COMPLETELY ASSEMBLED AND TESTED OR IN UNASSEMBLED TEC-KIT™ FORM. EXPLICIT MANUAL INCLUDED OR AVAILABLE SEPARATELY AT \$35. TO LEARN MORE...JUST TEAR OFF A PIECE OF THIS AD AND RETURN TO TECHNICO OR CALL OUR HOTLINE 1-800/638-2893 OR YOUR LOCAL DEALER.

EUROPEAN MODELS AVAILABLE THROUGH TECHNICO INTERNATIONAL

TECHNICO INCORPORATED
9130 RED BRANCH RD.
COLUMBIA, MD 21045
PHONE 301-596-4100

TECHNICO INTERNATIONAL
2442 N. LEXINGTON ST.
ARLINGTON, VA. 22207
PHONE 703-538-4000
TELEX: 64100 SOLIDSTA

DOMESTIC SALES

SALES OUTSIDE CONTINENTAL U.S.

Circle 372 on inquiry card.

BYTE July 1978 65




Photo 2: The author's TVT-1, designed by Don Lancaster and built in late 1973. Intended only as a TV typewriter, it was interfaced to a modem and used with an IBM timesharing system.

The first computer kit was introduced in 1971. It featured 52 TTL integrated circuits, a 32 by 8 bit programmable memory, and 15 instructions for \$503.

The Kenback-1 computer featured a 1 K byte MOS shift register memory made by a small, young manufacturer called Intel.

known for his high speed tape cassette interface) reported on his home built computer in the *ACS Newsletter*. It had a 4 bit word size, four registers, 10 kHz clock and was constructed using RTL integrated circuit logic. He used a Teletype for IO.

In 1967, Dave Digby ran an ad in *CQ* magazine offering a computer kit. It was advertised as featuring RTL logic, four registers, a 512 to 1024 byte delay line memory, and serial input and output. The price was \$1000. As far as I know, he never delivered any units.

Most early builders constructed copies of the Digital Equipment Corporation's PDP-8 minicomputer with their own modifications. In the surplus area, 1000 Minutemen I missile guidance processors became available in 1971.

1971 also saw the introduction of the first computer kit. It was part of the National Radio Institute's course on computer electronics. It used 52 TTL integrated circuits, had a 32 by 8 bit integrated circuit memory, 15 instructions and an operator's panel, and it sold for \$503. Louis E Frenzel, then of NRI and now at Heathkit, was the designer.

In late 1971, the Kenback Corporation

introduced the Kenback-1 computer for \$750. It was intended primarily for educational use. It had a 1 K byte MOS shift register memory made by a small, young integrated circuit manufacturer called Intel. It also had three registers, an 8 bit word size, 65 instructions, operator's panel, and an audio cassette for program storage.

The December 1971 issue of *Computers and Automation* described five home built computer systems. And by the end of the year 1971, there were reported to be 195 members in the Amateur Computer Society.

In 1972 things continued to pick up. In June Don Tarbell reported that he had written an editor program for his new home built system and was working on an assembler program. His system used an 8 bit word, 16 registers, and 4 K bytes of core memory.

Early 1972 saw the introduction of the 8008 microprocessor, by Intel, the opening of a number of used computer equipment stores, large price drops in TTL logic and the availability of the 1101 programmable memory at low cost. All of this proved to be a tremendous stimulus for amateur computer experimenters.


In the September 1972 issue of the *ACS Newsletter* Hal Chamberlin reported on his home built HAL-4096. This 16 bit machine utilized surplus IBM 1620 core memories. Hal furnished a complete set of construction plans for \$2. The system had 16 registers, priority interrupt, Selectric and paper tape IO, and many other very advanced features.

The September 14 1972 issue of *Electronic Design* carried an article on how to build a circuit which would display 1024 ASCII characters on a TV set.

In 1973 amateur computing advanced in several areas. In May, the EPD company advertised the System One computer kit for \$695. It had 1 K bytes of memory with expansion to 8 K and contained 82 integrated circuits. It had 57 instructions encoded in a diode matrix read only memory.

The September 1973 issue of *Radio Electronics* published Don Lancaster's plans for the construction of the TVT-1. Although intended as a TV typewriter, many enterprising experimenters interfaced it to modems and home built computers.

In late 1973, the Scelbi Computer Consulting Company introduced the first computer kit using a microprocessor. The kit was called the Scelbi-8H and it sold for \$565. It used the Intel 8008 and had



Dynabyte's new Basic Controller™: Check out its capabilities and imagine your applications

The Basic Controller™ is a powerful, versatile and easy to use single board microcomputer system designed for control applications.

It is heavily into control I/O: relays, flags and sense inputs. What makes controlling these I/Os (and the external devices they control) so easy is our ZIBL™ (Z-80 Industrial Basic Language). It is a superset of NIBL, National Semiconductor's control BASIC, and was written by us specifically for control applications.

We've divided the control world into six categories: sense inputs, flag outputs, lites, relays, A/Ds and D/As. ZIBL implements 64 channels of each in such a way that you need not know anything more about them than their names.

In ZIBL it is valid to say:
100 IF TIME = 053010 AND SENSE
(18) = 0 TURNON RELAY 5
Simple, isn't it!

Some but not all of the Basic Controller's mouth watering features

include:

- File structures that allow multiple programs written in ZIBL to reside concurrently in RAM. Each program may be individually LOADED, RENAMED, or RUN. Any program may access another program as though it were a subroutine, while still retaining its own line numbers and variables.

- Complete communication versatility. LISTING, PRINTING and INPUTING may be done to or from any serial or parallel I/O channel or the self-contained CRT I/O.

- Single key SAVE or LOAD to and from cassette.

- Single key SAVE to EPROM. No worry about PROM addressing or programming routines, it is handled by ZIBL — automatically — even if there are other programs already in PROM.

- ZIBL in ROM: TURNON, TURNOFF, DELAY, TIME, REM, IF THEN, DO UNTIL, GOTO, GOSUB, @(exp), TRACE MODE, LINK, READ, DATA, DIR, RND(x,y), strings,

triple precision integer arithmetic, plus the usual statements.

- Onboard: Z-80 MPU, 32 flags, 32 sense, 8 relays, 8 lites, 2 serial, 1 parallel, cassette I/O, 64x16 video, keyboard port, two 2716 sockets with programming capability, up to 16k on-board RAM, up to 48k off-board RAM, real time clock, vectored interrupts, Lite Port on board, a kitchen sink, and an Expansion Bus.

\$750 assembled, tested, warranted 1 year. You add power supply, keyboard and monitor. Available now — see your computer retailer.

1005 Elwell Ct., Palo Alto, CA 94303 (415) 965-1010



1 K bytes of integrated circuit programmable memory. It was expandable to 16 K bytes of programmable memory (\$2760) and had options such as cassette IO, ASCII keyboard input, oscilloscope output and serial IO.

In 1973, Digital Equipment Corporation offered the PDP-8A with 1 K words of 12 bit programmable memory for \$875. Also in 1973, a small publishing house catering to computer and digital electronics hobbyists began publishing with a book on wire wrap construction techniques. It was called M P Publishing Company and was a part time activity of Carl Helmers (who later began a monthly called *Experimenters' Computer System* which after five issues was transformed into *BYTE* in 1975).

1974 marked a year of substantial increase in amateur computing. In July, *Radio-Electronics* magazine carried a construction article by Jonathan Titus on building the Mark-8 processor, which used the Intel 8008 microprocessor. It is estimated that over 500 of these units were built by avid experimenters.

In October, Southwest Technical Products Company (SwTPC) introduced the TVT-II kit for \$180 and an ASCII keyboard kit for \$40.

In September, Hal Singer started the *Micro-8 Newsletter* to exchange information




Photo 3: The author's Mark-8 processor, built in late 1974. Designed by Jonathan Titus, it uses the Intel 8008 microprocessor and has 1 K bytes of programmable memory.

among hundreds of experimenters who were building the Mark-8 unit.

In November 1974, Hal Chamberlin and some associates began another very popular but short-lived magazine called *The Computer Hobbyist*.

1975 was the year that personal computing exploded. It began, in January, when *Popular Electronics* carried an article on the Altair 8800 microcomputer by MITS. First deliveries were in April 1975. The kit sold for \$375 and included 1 K bytes of programmable memory, but no IO. MITS claims that by the end of 1976 they had sold over 10,000 Altair 8800s (80% to hobbyists).

In April, the first computer club held its meeting. Started by Bob Reiling and Gordon French, and calling itself The Homebrew Computer Club, it met in Menlo Park CA. One month later the Amateur Computer Group of New Jersey was formed.

In the fall of 1975, MITS released its 4 K and 8 K BASIC interpreters, SwTPC introduced their 6800 based microcomputer, and the first decade of amateur computing was complete. Since then, the field as we know it today has rapidly matured and expanded.

Some Microprocessor History

Intel Corporation must be credited with developing the microprocessor, the single chip integrated circuit which performs the basic functions of a central processing unit.

In 1969, a Japanese company, Busicom, contracted with Intel to develop a chip set for a printer-calculator. It used a 4 bit data bus and consisted of four integrated circuits in a set: a processor, read only memory with IO, programmable memory with IO, and a shift register type memory. Busicom permitted Intel to market the chip set for noncalculator applications, and the first generation of microprocessors was born.

The processor chip was designated the 4004, and it sold for \$200. It came in an 18 pin dual in line package (DIP) and would interface only with the other chips in the family. Programs had to be stored in the erasable read only memory. Data and address information was multiplexed on the 4 bit bus. Since program could only be executed out of read only memory, and since programmable memory was used only to store data, debugging software proved to be difficult. Further, a great deal of support logic was required.

At nearly the same time, Datapoint, a manufacturer of intelligent terminals, contracted with Intel and Texas Instruments to produce a true processor on a

An INFO 2000 DISK SYSTEM gives you a lot less than you expected:

Less Cost

The DISCOMEM Controller board costs us less to manufacture. So your complete INFO 2000 Disk System costs you less — at least \$400 less than comparable disk systems.

Less Hassle

The INFO 2000 Disk System eliminates the "I/O configuration blues" by incorporating all necessary interface ports. A CP/M Loader and all I/O drivers are contained in EPROM so there is no need for special software customization. Just plug the system into your S-100 microcomputer and begin immediate operation using the CP/M disk operating system. The INFO 2000 Disk System is supported by the most extensive library of software available, including 3 different BASICs, 2 ANSI FORTRAN IVs, several assemblers, text editors, debugging tools, utilities and numerous applications packages.

Less Hardware


Only three S-100 boards are needed to create a complete, high-performance disk-based microcomputer system—the DISCOMEM Controller Board, a 32K memory board, and any 8080, 8085 or Z80 CPU board. You don't need extra interface or EPROM boards since DISCOMEM contains 2 serial ports, 3 parallel ports and provision for 7K of EPROM and 1K of RAM.

Less Time

The INFO 2000 Disk System is incredibly fast! Disk seek times are up to 8 times faster than with other drives. A full disk-to-disk copy and verification takes well under a minute. Formatting and verifying a new diskette takes less than half a minute. Reloading CP/M* from diskette takes a fraction of a second.

Less Space

The system is remarkably compact, requiring only 1/2 to 1/3 the space taken by other 2-drive disk systems.



It all adds up to more capability for your money.

The complete INFO 2000 Disk System comes completely assembled and tested. It includes dual diskette drives, the DISCOMEM Controller, power supply, cabinet, cables and the CP/M disk operating system—everything you need for immediate plug-in-and-go operation with your microcomputer. This means less time, hassle, hardware, space, errors and less money than for comparable equipment. Now, isn't that a lot less than you'd expected in a dual disk system?

Full price of S-100 Disk System is \$2,600. Model without input/output facilities also available for \$2,450. Delivery two weeks from receipt of order. INFO 2000 Disk Systems also available for Digital Group and Heath H8 microcomputers. Dealer inquiries welcomed.

*CP/M is a registered trademark of Digital Research.

Less Errors

This disk system uses full size 8" diskettes and standard IBM 3740 recording format. So you're assured superior protection against errors, and full interchangeability with other CP/M-based systems.

INFO 2000

CORPORATION
20630 South Leapwood Avenue
Carson, California 90746
(213) 532-1702




Photo 4: Roger Amidon's 4 bit processor, built in 1972 and fondly referred to as the "Spider." It was built with TTL logic and used to control an amateur radio (RTTY). The Spider was featured on the cover of April 1977 BYTE.

chip. Intel succeeded in doing this. Unfortunately, the device proved to be too slow for Datapoint's use. Intel decided, therefore, in 1971, to market the device for \$200 and call it the 8008. It marked the first generation of "true" microprocessor integrated circuits.

The 8008 used an 8 bit data word with a more powerful instruction set than the 4004, but it still had many of the disadvantages of the 4004. It required considerable support logic. The 8008 however was a more general purpose device. For example, it contained a set of logical operations that the 4004 did not have. Its instruction set was similar to a minicomputer's, and it could directly address 16 K bytes of programmable memory. It even had interrupt capability.

At the same time, Intel introduced the 1101, a 256 by 1 bit programmable memory (which enabled the experimenter to build a 1 K by 8 bit memory with only 32 integrated circuits!), and the 1702 256 by 8 bit EROM. With the 8008, 1101 and 1702 integrated circuits, general purpose computers could now be built.

In 1972 several other manufacturers recognized this emerging market. Most notable was National Semiconductor who introduced the IMP-16, a chip set which may have been a little ahead of its time. It was a bit slice system of variable word

length and user definable instruction set. It later developed into the third generation Pace microprocessor.

In late 1973, Intel introduced the 8080 processor, and, soon after, Motorola introduced the 6800. The 8080 has become the de facto industry standard, used in more applications than any other processor. The 8080 is basically an enhancement of the 8008. It came in a 40 pin dual in line package and could directly address 64 K bytes of programmable memory and read only memory. It had a true bidirectional data bus and an expanded instruction set. However, it still required an external clock and multiple power supplies. The 6800 on the other hand required only one TTL compatible power supply, had simpler control circuitry, and an instruction set more compatible with larger computers.


1975 and 1976 saw the introduction of enhanced third generation microprocessors. The Zilog Z-80, an enhanced 8080, featured a larger instruction set, more registers, on chip clock, and more. The 6502, from MOS Technology, was an enhancement of the 6800. The Texas Instruments TMS9900 and TMS9980 became the first widely available single chip 16 bit microprocessors.

1977 marked the introduction of the fourth generation of microprocessors. In fact, these devices now could be called

microcomputers in a single integrated circuit. These new devices include the complete microprocessor, read only memory, programmable memory, and IO circuitry on one chip. A minimum of support logic is required.

The future promises an increase in word size, functions, speed and memory capacity. (It looks like the single chip processor that runs BASIC may soon be a reality.) The next ten years in microprocessors and personal computing should be even more amazing than the past decade. ■

Photo 5: The Scelbi-8H processor. This was the first kit to utilize a microprocessor. It employed an Intel 8008 processor and was introduced in late 1973; design work began on the unit in August 1972. The prototype featured an oscilloscope display and audio tape unit. Scelbi has since discontinued their hardware line to concentrate on software and applications publications. The last Scelbi-8H was sold in December 1974.



TURTLES

Small home robots
controllable by your computer.

Attachable to any computer via parallel interface (not included)

Terrapin™ Turtles can:

- 'walk' (on 2" radius wheels)
- 'talk' (via 2-tone speaker)
- 'blink' (with lights as eyes)
- 'draw' (with solenoid-controlled pen)
- 'feel' (using 3½" radius dome as touch sensor)

Use your Turtle to map rooms, solve mazes, dance, explore Artificial Intelligence, teach geometry or programming.


A unique peripheral to keep you "in touch" with your computer.

Limited delivery from stock • Brochures available

Kit \$300 Assembled \$500

S-100 Interface \$40 Shipping \$5

Mass. residents add 5% sales tax



Terrapin, Inc.

33 Edinborough Street, 6th Floor
Boston, MA 02111
(617) 482-1033

